






Standard version:



Soft Top version



GENERAL SPECIFICATIONS

• Hull length:	9,90m	32'6"
• L.O.A		
- standard:	11,08m	36'4"
- Maximum - with options:	11,16m	36'7"
• Overall width:	3,51m	11'6"
• Beam:	3,40m	11'2"
• Unladen displacement:	5 132kg	11,311 lbs
• Light displacement (EC):	6 103kg	13,451 lbs
• Air draft		
- standard:	2,71m	8'11"
- with options:	3,28m	10'9"
• Maximum draft:	0,71m	2'4"
• Fuel capacity:	2 x 400L	2 x 106 US Gal
• Freshwater capacity:	200L	53 US Gal
• Maximum engine power:	2 x 220Kw - 2 x 300 HP	2 x 300 HP
• Driving shaft length		
- Twin engine:	XXL 762mm	30"

ARCHITECTS / DESIGNERS

- Hull development: BENETEAU POWERBOATS
- Designers: SARRAZIN DESIGN

EC CERTIFICATION

- Category B - 8 people
- Category C - 11 people

seawapps

CONNECT YOUR BOAT FREE YOUR MIND

STANDARD EQUIPMENT

CONSTRUCTION

HULL

Composition:

- Sandwich (Polyester resin - Glass fiber - Balsa core)
- White gel coat

DECK

Composition:

- Sandwich (Polyester resin - Glass fiber - Balsa core)
- White gel coat
- Partial deck counter-mould
- Grey protection rail on the hull-deck joint
- Wheelhouse roof in white gel coat

DECK EQUIPMENT

- Navigation lights = 1 all-round light on collapsible samson post
- Navigation lights (Bicolor)

MOORING LINES - MOORING

- Bow forestay chain plate
- Self-bailing mooring locker with hatch cover
- Eye bolt to secure mooring
- 2 Foredeck cleats in aluminum, 270 mm / 11"
- 2 Cleats amidships in aluminum, 270 mm / 11"
- 2 Aft cleats in aluminum, 270 mm / 11"

SAFETY ON DECK

- Stainless steel open pulpit surrounding the cockpit up to the cockpit steps
- Asymmetric catwalks
 - Port width: Minimum 15 cm / 6" - Maximum 20 cm / 8"
 - Starboard width: Minimum 35 cm / 1'2" - Maximum 40 cm / 1'4"
- 2 Stainless steel handrails on wheelhouse uprights
- 2 Stainless steel handrails on wheelhouse hood
- 2 Stainless steel handrails on cockpit coamings
- 1 Stainless steel hand rail on the cockpit bench seat
- 1 Hand rail below port side seat

COCKPIT

Length: 1,61m / 5'3" x Beam: 2,26m / 7'5"

- Self-bailing cockpit
- 1 Hand rail on the aft starboard platform
- Sliding aft bench seat, 3 place (Upholstery depending on version)
 - Seat back converts into sun deck
- Side bench seat with stowage locker and space for cool box
- Cockpit seat cover
- 1 Large lockable central cockpit locker with gas piston assisted opening
- Lighting from 3 ceiling lights
- Aluminum fuel tanks (2 x 400 L/2 x 106 US Gal) in sealed and ventilated compartment
- 2 Fuel filler caps on port and starboard freeboards
- Starboard bath access
- Security door
- Telescopic swimming ladder
- Cockpit shower
- Raising side platform with mechanical system as standard (electrical assistance optional)
(Length: 1,30m / 4'3" x Height: 0,70m / 2'4")
- Base table x 2, for the wheelhouse table

INTERIOR

- Saloon upholstery to match the exterior upholstery (version)
- Cabin mattress cushions: Cushy Limestone
- Woodwork Alpi Noyer
- Brown oak laminated floors - Part in polyester

WHEELHOUSE

Headroom: 2,00m / 6'7"

- Wheelhouse with one-piece translucent glass windscreen
- Side windows with translucent glass
- In CONFORT trim level: opening port side windows
- 4 leaf aft window door in translucent PMMA
- Black anodised aluminum frame and lock
- 2 Electric windscreen wipers
- 2 Sliding wheelhouse panels with blackout blinds and mosquito nets
- Lighting from 5 ceiling lights

STEERING STATION (TO STARBOARD)

Headroom: 1,93m / 6'4"

- Pilot console with space for electronics
- Steering compass
- Rev counter
- Fuel and engine gauge indicator
- 12 V socket
- USB socket
- Engine control console (Engine controls and counters supplied with pre-rigging)
- Bolster function adjustable pilot seat, matching the external upholstery (version)
- Steering wheel
- Brown oak foot rests
- Seastar Power Assist hydroelectric steering
- Guard rail
- Cup holders
- Sliding starboard side door

GALLEY (TO STARBOARD)

- Black laminate galley worktop
- Tinted glass fold-down lid to protect worktop
- Storage drawer with lacquered titanium door
- Storage cupboard with lacquered titanium doors
- Stainless steel sink
- Cold water mixer tap under pressure (in trim level: Water heater - 25L)
- Fixed 2 ring gas cooker
- 80L refrigerator
- Bin
- 2 Cup holders

SALOON

Headroom: 1,96m / 6'5"

- L-shaped saloon
 - Optional saloon convertible into a berth (walnut table and telescopic base replacing standard polyester table + cushions)
 - Length: 1,95m / 6'5"
 - Beam: 0,86m / 2'10" (without seat back cushion: 1,03m / 3'5")
- Folding polyester saloon table
- Copilot seat with swivelling seat back (navigation / saloon positions)
- Valet tray, in front of co-driver seat
- 2 Cup holders, in front of co-driver seat
- Copilot hand rail

COMPANIONWAY

- Battery switch under the step
- Location for 75 L freezer or additional 80 L fridge (optional extra)
- Technical locker
- Storage cupboard with mirror

FORWARD CABIN

Headroom: 1,93m / 6'4"

(under berth: min 0,90m / 2'11")

- Double berth:
 - Length (max): 2m / 6'7"
 - Beam (max): 1,60m / 5'3"
- Storage lockers, Under the bed
- Opening deck hatch, in the cabin
- 1 Cupboard with hanging space
- 1 Storage cupboard
- 2 Storage cubbyhole
- optional extra: 2 Port and starboard storage furniture
- Lighting:
 - 4 Overhead lights
 - 2 Reading lights
 - Indirect lighting
- Side glazing
- Ventilation provided by 2 opening portholes
- Blackout curtains

GUEST CABIN

Headroom: 1,93m / 6'4"

(under berth: max 0,90m / 2'11")

- Double bed (1,97m x 1,52m / 6'6" x 5')
- 3rd berth (1,73m x 0,64m / 5'8" x 2'1")
- Storage lockers
- Lighting:
 - 3 Overhead lights
 - 2 Reading lights
- 1 Cupboard with hanging space
- Side glazing
- Ventilation provided by 2 opening portholes
- Blackout curtains

HEAD

Headroom: Minimum 1,87m / 5'8" - Maximum 1,97m / 6'6"

- Lighting from 1 ceiling light
- Basin with mixer tap
- Mirror
- 1 Storage cupboard
- 1 Storage furniture with toilet paper holder
- 3 Storage integrated into the bulkhead
- Towel rail
- 1 Opening porthole
- Shower separated by translucent door
- Marine toilet
- 80 L / 21 US Gal rigid holding tank

ELECTRICITY

- 12 V Electrical panel
- 12 V socket
- 3 Bilge pumps: 1 Manual pump - 2 Electric pumps
- Battery switch located in the companionway
- Installation for engine battery delivered with the pre-rigging (battery not delivered)

PLUMBING

- 200 L / 106 US Gal Rigid water tank
- Water pump for pressure building

SMART BOARD

"SEANAPPS" smart technology:

- For monitoring the boat's status and receiving alerts as well as maintenance advice via the associated mobile application.
- The type of information collected (GPS position, batteries, engine info, navigation data, etc.) varies according to the boat's configuration.



MISCELLANEOUS ITEMS

- Smoke detector

VERSION

COUPÉ VERSION STANDARD

COUPÉ VERSION WITH SOFT-TOP AND 2 ROOF WINDOWS

- Electric retractable soft-top system for opening the cockpit roof
- 2 "sky view" additional windows in the wheelhouse with blackout blinds

STANDARD UPHOLSTERY VERSION

- Marlin Auster upholstery
 - Pilot seat
 - Interior saloon
 - Cockpit sliding bench seat
 - Seat back converts into sun deck
 - L-shaped saloon in cockpit
 - Forward sun deck

ELEGANCE UPHOLSTERY VERSION

- Silvertex Sterling + Diamante meteor upholstery
 - Pilot seat
 - Interior saloon
 - Cockpit sliding bench seat
 - Seat back converts into sun deck
 - L-shaped saloon in cockpit
 - Forward sun deck with adjustable seat back
 - Canopy on forward sun deck

TRIM LEVEL & PACKS

TRIM LEVEL

	CONFORT
• Electric windlass	■
• Extended swim platform	■
• Bow thruster	■
• Water heater (25L - 220V)	■
• Full 220 V electrical circuit + Battery charger	■
• LED courtesy lighting (Cockpit, Wheelhouse & Cabins)	■
• Port side sliding side window	■

ELECTRONICS PACKS

ELECTRONIC PACK

- GARMIN 12" GPSmap GPSMAP 1223 xsv Multifunction screen (chart not included)
- GARMIN GT23-TM Sensor

ELECTRONIC - UPGRADED PACK

- GARMIN 16" GPSmap 8416 XSV Multifunction screen (chart not included)
- GARMIN GT23-TM Sensor

SOUND PACK

- Fusion MS-RA70N
- 2 Exterior speakers (50 W)
- 2 Interior speakers (50 W)

OPTIONS

INTERIOR ACCOMMODATION / ONBOARD COMFORT

- Pre-fitting for 220 V microwave oven
- Ceramic hob (220V)
- Additional freezer (75L), on lower deck
- Additional fridge (80L), on lower deck
- Electric demister
- Forced air heating fuel
- Pre-fitting for HVAC unit on shore supply (220V - 60Hz) - 12 000 BTU in wheelhouse, 8 000 BTU in forward cabin, 8 000 BTU in aft cabin
- TV Antenna
- TV pre-assembly (220V) in the forward cabin
- TV pre-assembly (220V) in saloon/galley
- Additional berth with walnut table and telescopic leg, in saloon
- Upper port side storage cupboard, in wheelhouse
- Upper starboard storage cupboard, in wheelhouse
- High storage cupboards, in the forward cabin
- Infinity Luxe cream carpet, in wheelhouse
- Savage abundance 39 carpet, in cabins + Steps

EXTERIOR OPTIONS

- Complete mooring kit
- Towing ring
- Horn
- Stainless steel bowsprit without forward swimming ladder
- Forward ladder for bowsprit
- Graphite full cockpit closing
- Storage rack for stand-up paddleboard on roof
- Infinity Luxe Cream cockpit carpet
- Removable cockpit table, in polyester (in addition to the standard table, not compatible with "Walnut table and telescopic table leg + Additional berth", in saloon)
- Sun deck cover

ELECTRICAL SYSTEM

- Pre-fitting for generator
- Aft anchoring reel
- Electrical assistance system for side platform
- Roof solar panels (3x 115 W)
- Deck searchlight
- Underwater light x2
- Trumpet-style horn on roof

WATER SYSTEM

- Fresh water electric toilet
- Direct fresh water intake from the shore
- 90 L grey water tank deck and sea drainage
- 90 L grey water tank, deck drainage only

ENGINE

- Suzuki electronic keyless pre-rigging (2 x 200-300 HP)
- Yamaha electronic pre-rigging (2 x 200-300 HP)
- Mercury electronic pre-rigging (2 x 200-225 HP Verado)
- Mercury electronic pre-rigging (2 x 250-300 HP Verado)
- Mercury JOYSTICK electronic pre-rigging (2 x 300 HP Verado)
- LENCO trim tabs
- ZIPWAKE automatic trim system

NAVIGATION ELECTRONICS

- GARMIN 215 VHF
- GARMIN Broadband 4G Radar
- GARMIN aft camera