

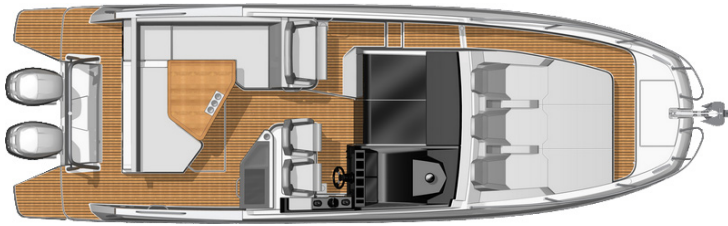


BENETEAU

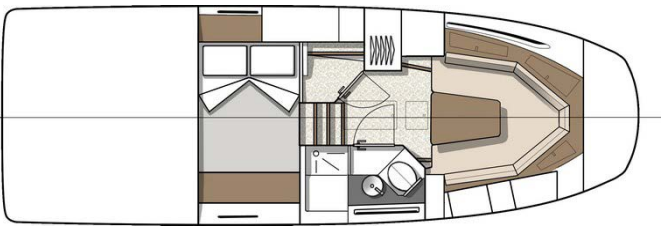
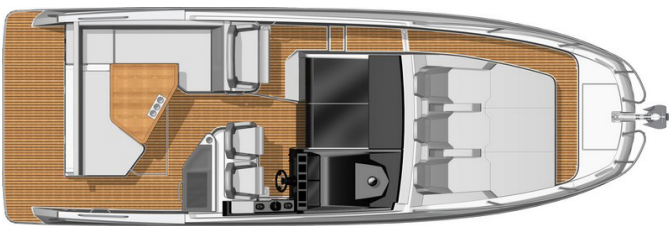
Gran Turismo 32

Provisional Specifications

mo 32Outboard version



Inboard version



GENERAL SPECIFICATIONS *

• L.O.A:	9,95m	32'8"
• Hull length:	9,63m	31'7"
• Overall width:	3,35m	10'12"
• Beam:	3,32m	10'11"
• Draught (min/max):	0,80 - 1,30m	2'7" - 4'3"
• Air draft:		
- standard:	3,09m	10'2"
- with options:	4,30m	14'1"
• Inboard version:		
- Light displacement (EC):	6 148kg	13,550 lbs
- Fuel tank:	2 x 360L	2 x 95 US Gal
• Outboard version:		
- Light displacement (EC):	5 727kg	12,182 lbs
- Light displacement without engine:	4 881kg	10,758 lbs
- Fuel tank:	2 x 400L	2 x 106 US Gal
• Water tank:	160L	42 US Gal
• Max engine certification:	700 HP	700 HP
• Driving shaft length (Twin engine):	XXL / 762mm	30"

ARCHITECTS / DESIGNERS

- Hull development: BENETEAU Powerboats
- Designers: Style & Design / Andreani Design

EC CERTIFICATION *

- Category B - 8 people
- Category C - 11 people

AIR STEP SYSTEM®

- R.L. JEANTET
- P. TABLEAU
- M. TRONQUEZ

* Provisional specifications, boat in process of certification.



STANDARD EQUIPMENT

CONSTRUCTION

HULL

- Technology: Air Step®
- Patent: Beneteau

Composition:

- Sandwich (Polyester sandwich - Glass fiber - Balsa core)
- White hull

DECK

Composition:

- Sandwich (Polyester sandwich - Glass fiber - Balsa core)

DECK EQUIPMENT

MOORING LINES - MOORING

- Stainless steel bow fitting with roller
- Self-bailing mooring locker with hatch cover
- Eye bolt to secure mooring
- 2 Forward cleats + 2 Cleats amidships + 2 Aft cleats in aluminum, 300 mm / 12"

SAFETY ON DECK

- Stainless steel open pulpit
- 2 Handrails 600 mm on cockpit coamings
- 2 Handrails 600 mm on rear of cockpit bench seat
- 1 Handrail 300 mm for safety
- 3 Handrails 190 mm
- Stainless steel security door

COCKPIT

- Wide and deep self-bailing cockpit (Freeboard: 0,74m / 2'5")
- 8 persons saloon convertible to sun deck
 - Rear bench seat with back that can be converted into sun deck: 1,80 x 0,90m / 5'11 x 2'11"
 - Teak cockpit table (1,05m x 1,20m / 3'5" x 3'11"), convertible into sun pad
 - Side seat with footrest
- 3 Glass holders incorporated into cockpit table
- 1 Large lockable central cockpit locker with gas piston assisted opening + Access ladder
- 1 Port cockpit locker
- 1 Space for lift raft on aft transom
- Telescopic swimming ladder
- Cockpit shower
- Aluminum fuel tanks in a sealed and ventilated compartment
 - Outboard version: 2 x 400L (2 x 106 US Gal)
 - Inboard version: 2 x 360L (2 x 95 US Gal)
- 2 Fuel filler on aft freeboards
- All-round light on samson post
- Navigation lights (Port and starboard)
- Forward sun deck: 1,95m x 1,85m / 6'5" x 6'1"

COCKPIT GALLEY

- Glass hatch cover with power-assisted closing
- Sink with retractable tap, Storage
- 1 Gas cooker 2 burners
- Handrails
- Storage x 2
- Place for additional fridge (Option)
- 1 Cup holder
- Lighting: 5 Spot cockpit / 1 Two-tone spotlight in steering station

STEERING STATION

- Hard-top in polyester with built-in electric sunroof
- 1 Integrated electric wiper
- Translucent glass windscreen with access door at front
- Dashboard with location for electronics , max. 16" screen, rpm and trim
- Fuel gauge
- 12 V socket
- Sports steering wheel
- Location for top gas throttle (Throttle and instruments delivered with pre-rigging)
- Arm-rest with glovebox storage function
- 2 Cup holders
- Fitted footrests
- Starboard stowage
- Adjustable helmsman's seat with integrated Bolster function
- Adjustable second helmsman's seat with integrated Bolster function
- Copilot hand rail
- Port 2 passengers bench seat with integrated Bolster function
- Passenger hand rail
- Access to the cabin via sliding door made from grey PMMA



INTERIOR

- Alpi grey walnut woodwork, UV 7 gloss
- Brown oak laminated floors
- Interior upholstery: Cushy Limestone

COMPANIONWAY

Headroom = 1,87m / 6'2"

- Galley unit + 80L refrigerator
- Space for microwave oven - 220V (optional extra)
- Lighting from 1 ceiling light
- 1 220 V socket

FORWARD CABIN

Headroom = 1,82m / 6'

- Saloon convertible into double berth (1,96 x 1,70m max / 6'5" x 5'7" max)
- Stowage under forward seats
- 5 Storage cubbyholes behind saloon seat backs
- 3 Upper storage cubbyholes to starboard
- 2 Port and starboard storage furniture
- Lighting:
 - 4 Overhead lights
 - 2 Reading lights
 - Indirect lighting
- Ventilation provided by 3 opening portholes
- Side glazing
- Blackout curtains

MID-CABIN

Headroom = 0,52 - 0,75m / 1'8 - 2'6"

- Berth (2,02m x 1,48m / 6'8" x 4'10")
- Panoramic hull window to port, with opening porthole
- Storage cubbyhole
- Lighting provided by 2 overhead lights and 2 reading lights

HEAD

Headroom = 1,87m / 5'8"

- Lighting from 1 ceiling light
- Basin with mixer tap
- Mirror
- 3 Storage cupboards
- 1 Storage furniture with toilet paper holder
- Towel rail
- 1 Opening porthole
- Shower separated by translucent door
- Marine toilet
- 80 L / 21 US Gal rigid holding tank

ENGINE

Outboard version:

- Hydraulic steering: SEASTAR POWERassist
- Pre-rigging available as an option

Inboard version:

- Stern Drive propulsion, Choice of engines:
 - Petrol version: Mercruiser 2x250 HP (2x4,5L V6 Bravo3 DTS)
 - Petrol version: Mercruiser 2x300 HP (2x6,2L V8 Bravo3) + Joystick (Steering Mercury)
 - Diesel version: Mercruiser 2x230 HP (2x3L V6 Bravo3)
 - Diesel version: Mercruiser 2x270 HP (2x3L V6 Bravo3) + Joystick (Steering Mercury)
- Docking joystick (depending on engine version)
- Fuel filter with decanter
- Seawater filter
- Air intakes on the deck for engine compartment cooling
- Engine room foam soundproofed (In version IB)

ELECTRICITY

- 12 V electrical panel
- Installation for engine batteries delivered with the pre-rigging or refrigerator (Maximum: 3 batteries not delivered)

PLUMBING

- 1 Manual bilge pump
- 2 Electric bilge pumps
- Pressured cold water
- Hot water circuit on shore power socket or generator (Confort Trim level)
- Water filling drain plug

MISCELLANEOUS ITEMS

- Smoke detector



VERSION

STANDARD UPHOLSTERY VERSION

- PVC Marlin Auster + Concrete upholstery:
 - Saloon cockpit
 - Helmsman's seat + second helmsman's seat + passenger bench seat
 - Forward sun deck 4 mattress

ELEGANCE UPHOLSTERY VERSION

- PVC SILVERTEX Plata + Sterling + Cognac upholstery:
 - Saloon cockpit
 - Helmsman's seat + second helmsman's seat + passenger bench seat
 - Forward sun deck: 2 Mattress + Headrests + Arm rests

TRIM LEVEL & PACKS

TRIM LEVEL

	CONFORT	CONFORT MED
• Electric windlass	■	■
• Bow thruster (battery not delivered)	■	■
• Water heater 25L 230V	■	■
• 230 V electrical circuit with dock plug + charger	■	■
• Cockpit courtesy lights	■	■
• Step for helmsman	■	■
• Mooring lines system		■

ELECTRONICS PACKS

ELECTRONIC PACK

- 12" GARMIN GPSMAP 1223 xsv Multifunction screen (chart not included)
- GARMIN GT23-TH Sensor
- Wireless charger

ELECTRONIC - UPGRADED PACK

- 16" GARMIN 8416 xsv Multifunction screen (chart not included)
- GARMIN GT23-TH Sensor
- Wireless charger

SOUND PACK

- Fusion MS-RA70N
- Amp
- 4 Exterior speakers (50 W)
- 2 Interior speakers (50 W)

SOUND SIGNATURE PLUS PACK

- Fusion MS-RA70N
- Amp (1 600 W)
- 6 White Signature sport external speakers, white LED (230 W)
- 2 White Signature sport internal speakers, white LED (230 W)
- 1 Subwoofer

SPORT CHIC PACK

- Leather covered stainless steel outside handrails
- Cockpit padding
- Steering wheel GT upgrade
- Indirect LED interior lighting
- White-lacquered doors



OPTIONS

INTERIOR ACCOMMODATION / ONBOARD COMFORT

- 220V Microwave oven
- 220 V air conditioning inside (16 kBTU)
- 220 V air conditioning inside with generator (16 kBTU)
- Steering station air conditioning
- Savage Abundance 39 internal carpet
- TV Antenna
- TV pre-assembly (220V)
- Teak slatted cockpit (Cockpit + Step + Bathing platform)
- Teak slatted cockpit (Cockpit + Step)
- Teak-slatted port sidedeck

EXTERIOR OPTIONS

- Complete mooring kit
- Foredeck sunshade
- Protective cases:
 - Cockpit bench seat + Table + Forward sun deck standard
 - Cockpit bench seat + Table + Forward sun deck Elegance
 - console + Co-pilot seat + pilot bench seat
- Water skiing mast (double arch)
- Gas barbeque on platform
- Additional fridge (49L) in the cockpit
- Aft cockpit closing
- Kenyon grill in outside kitchen (230V - 50Hz) replacing gas oven
- Horn
- Towing ring
- Infinity cockpit carpet
- Bathing platform extension (Inboard version)
- Blue-grey hull

ELECTRICAL SYSTEM

- 2 Underwater lights
- Fresh water electric toilet
- Diesel generator (4 KVA)
- Petrol generator (3,5 KVA)

WATER SYSTEM

- Seawater electric pump
- Direct fresh water intake from the shore

ENGINE

- ZIPWAKE automatic trim system
- LENC0 electric trim tabs

- Suzuki electronic keyless pre-rigging (2 x 300-350 CV/HP)
- Yamaha electronic pre-rigging (2 x 300-350 CV/HP)
- Yamaha JOYSTICK electronic pre-rigging (2 x 300-350 CV/HP)
- Mercury electronic pre-rigging (2 x 300-350 CV/HP Verado)
- Mercury JOYSTICK electronic pre-rigging (2 x 300-350 CV/HP Verado)

NAVIGATION ELECTRONICS

- GARMIN 215i AIS VHF